

# Central Oregon Weekly Flu Report

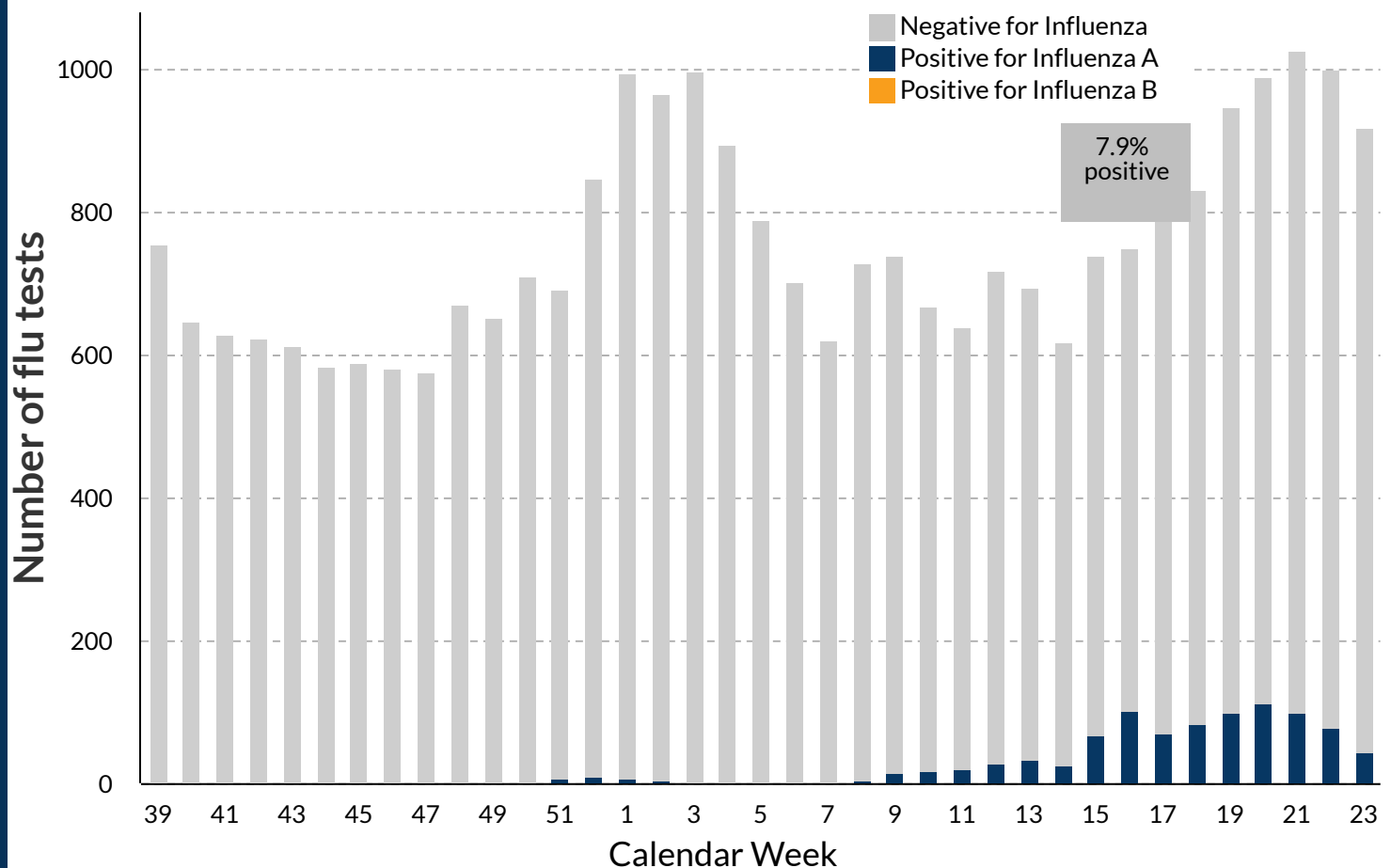
June 21, 2022



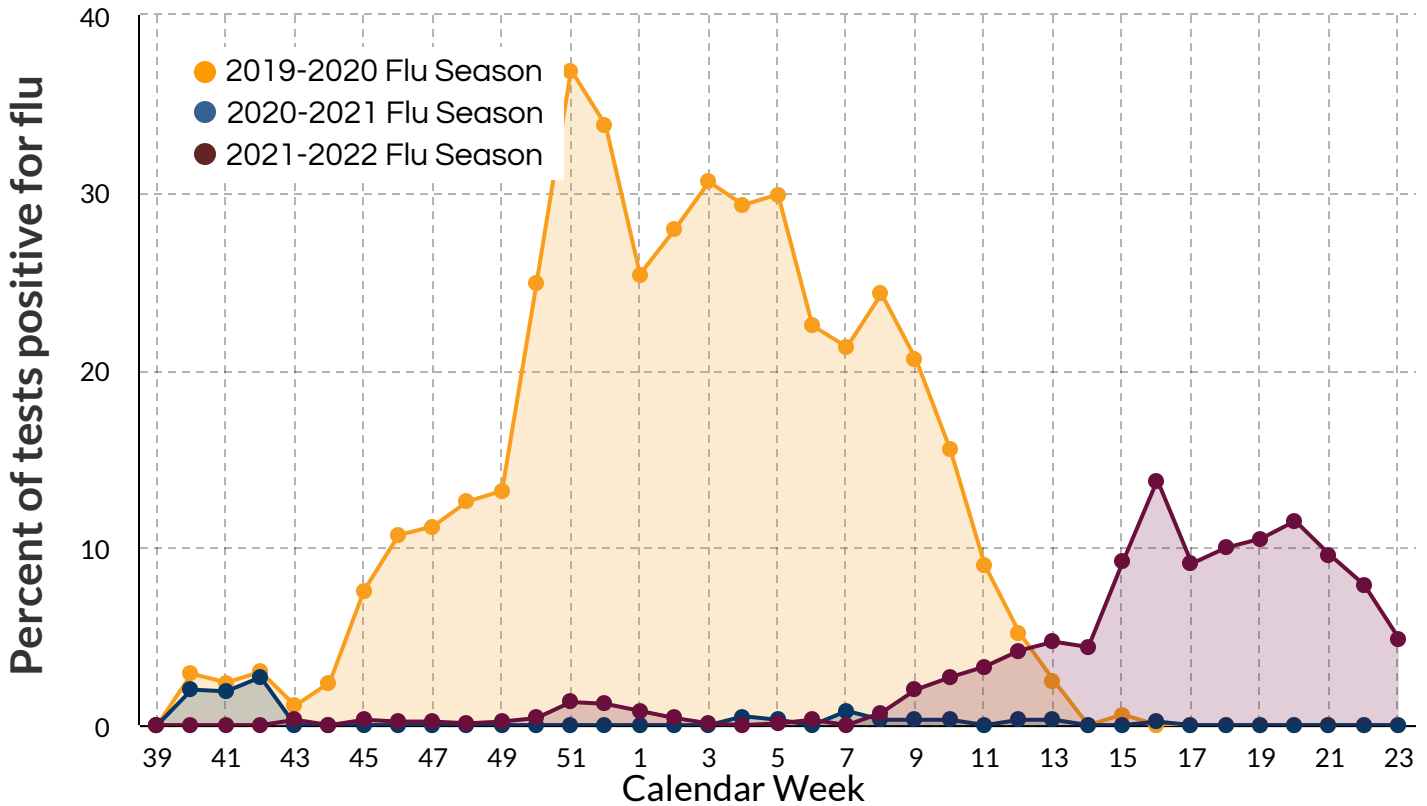
## Flu surveillance summary

	5/22-5/28 (Week 21)	5/29-6/4 (Week 22)	Current Week 6/5-6/11 (Week 23)	Cumulative 2021-2022 flu season
Total number of influenza tests from reporting labs	1,027	1,000	917	27,943
Number of positive influenza tests (% positive)	99(9.6%)	79(7.9%)	45(4.9%)	959(3.4%)
Number of Type A positive influenza tests (% of all positive tests)	99(100.0%)	79(100.0%)	45(100.0%)	946(98.6%)
Number of Type B positive influenza tests (% of all positive tests)	0(0.0%)	0(0.0%)	0(0.0%)	13(1.4%)

## Weekly number of reported flu tests and proportion of positive tests

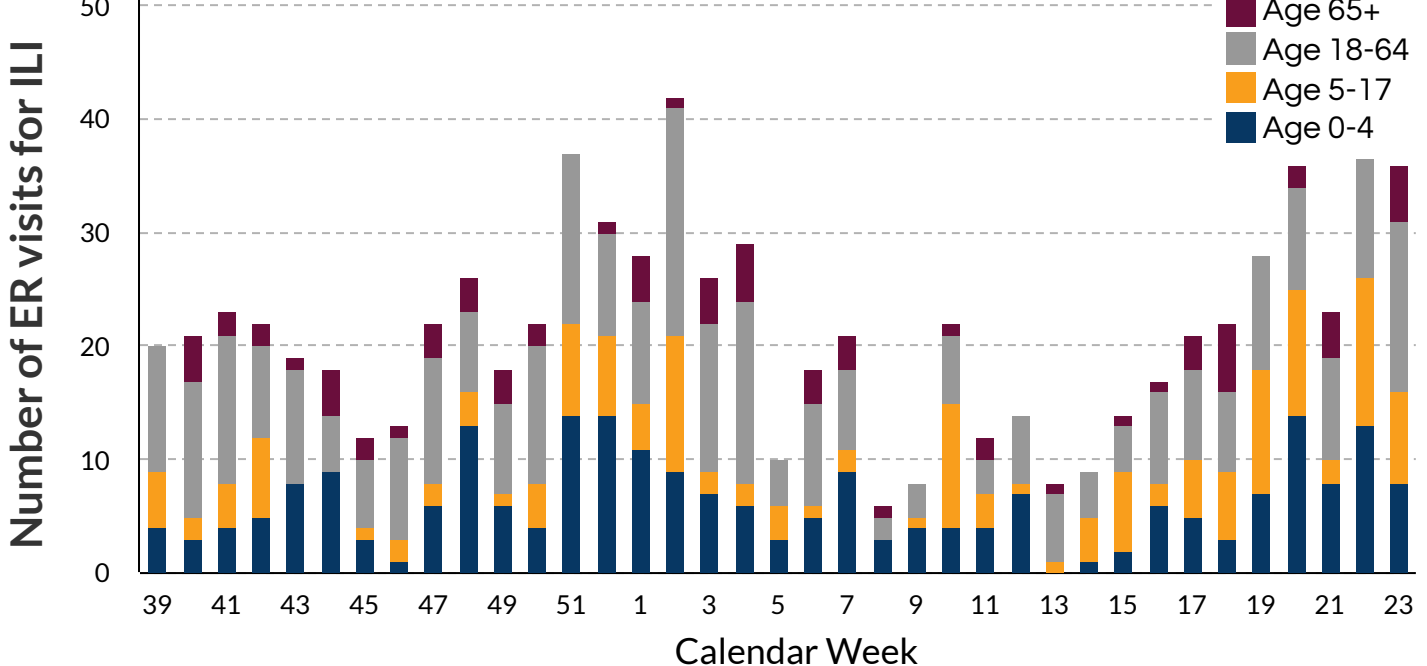


## Percent of reported flu tests positive by week, 2019-2022



Note: The 2020-2021 Flu Season contains an extra week 202053 even though week 202053 is not shown in the Horizontal Axis for graphical display compatibility with seasons containing 52 weeks.

## Number of ER visits due to influenza-like illness (ILI)\* by age group and week among Central Oregon (Crook, Deschutes, and Jefferson County) residents



## Number of ILI ER visits by county

	Last week	This week
Crook County residents	7	5
Deschutes County residents	34	15
Jefferson County residents	9	16

\*Influenza-like Illness (ILI) is monitored through the ESSENCE syndromic surveillance database. This report includes visits by Crook, Deschutes, and Jefferson County residents to any ER across the state of Oregon.