



Jefferson County



Public Health
Prevent. Promote. Protect.

Central Oregon Weekly Flu Report March 4, 2022

Data from Calendar Week 8

(February 20, 2022 - February 26, 2022)

Percent of Flu Tests Positive in Central Oregon:

There were 729 flu tests reported this week in Central Oregon, 5 of which were positive.

0.7%

Percent of Reported Flu Tests Positive **This Week**

0.0%

Percent of Reported Flu Tests Positive **Last Week**

0.3%

Percent of Reported Flu Tests Positive **This Season (Cumulative)**

Percent of Flu Tests Positive in Oregon and the United States:

1.6%

Percent of Reported Flu Tests Positive **This Week** in Oregon

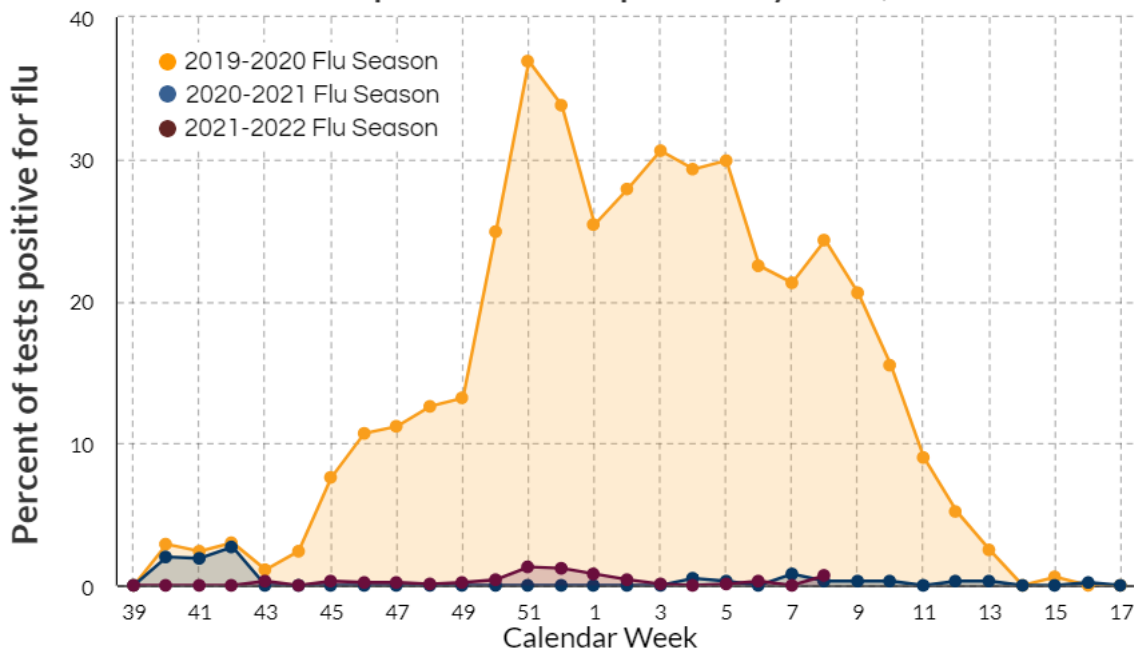
4.1%

Percent of Reported Flu Tests Positive **This Week** in the U.S.

Comparison to Previous Flu Seasons:

The figure below shows the percent of flu tests positive each week during the current flu season and for the previous two flu seasons in Central Oregon.

Percent of reported flu tests positive by week, 2019-2022



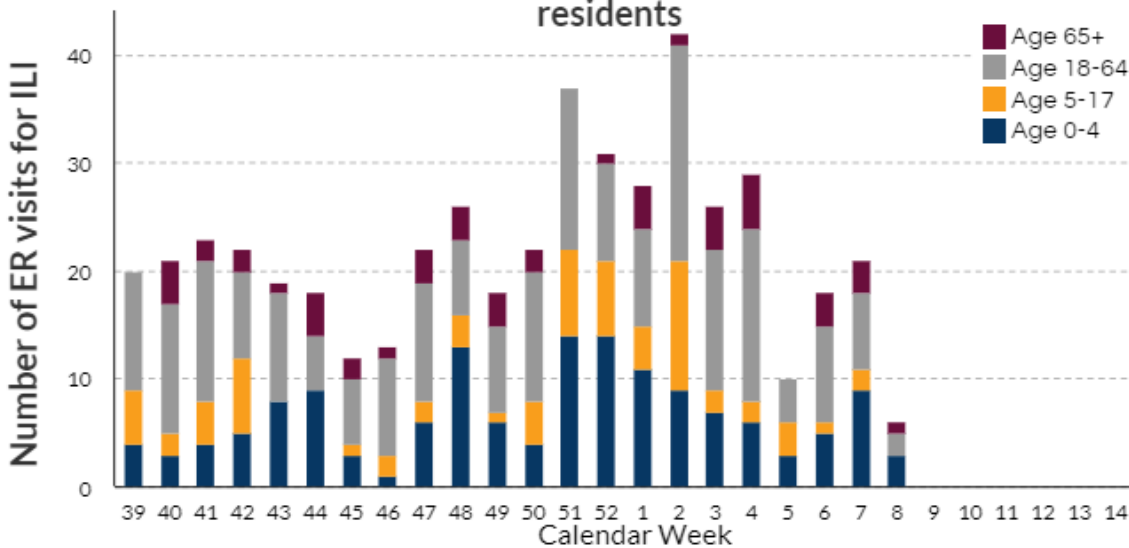
Note: The 2020-2021 Flu Season contains an extra week 202053 even though week 202053 is not shown in the Horizontal Axis for graphical display compatibility with seasons containing 52 weeks.

Number of ER Visits for Flu-like Illness:

The figure below shows the weekly number of visits for influenza-like illness (ILI) by Crook, Deschutes, and Jefferson County residents to any emergency room across the state of Oregon.

*Note: The 2021-2022 flu season begins in Week 39 (September 26 to October 2, 2022)

Number of ER visits due to influenza-like illness (ILI)* by age group and week among Central Oregon (Crook, Deschutes, and Jefferson County) residents



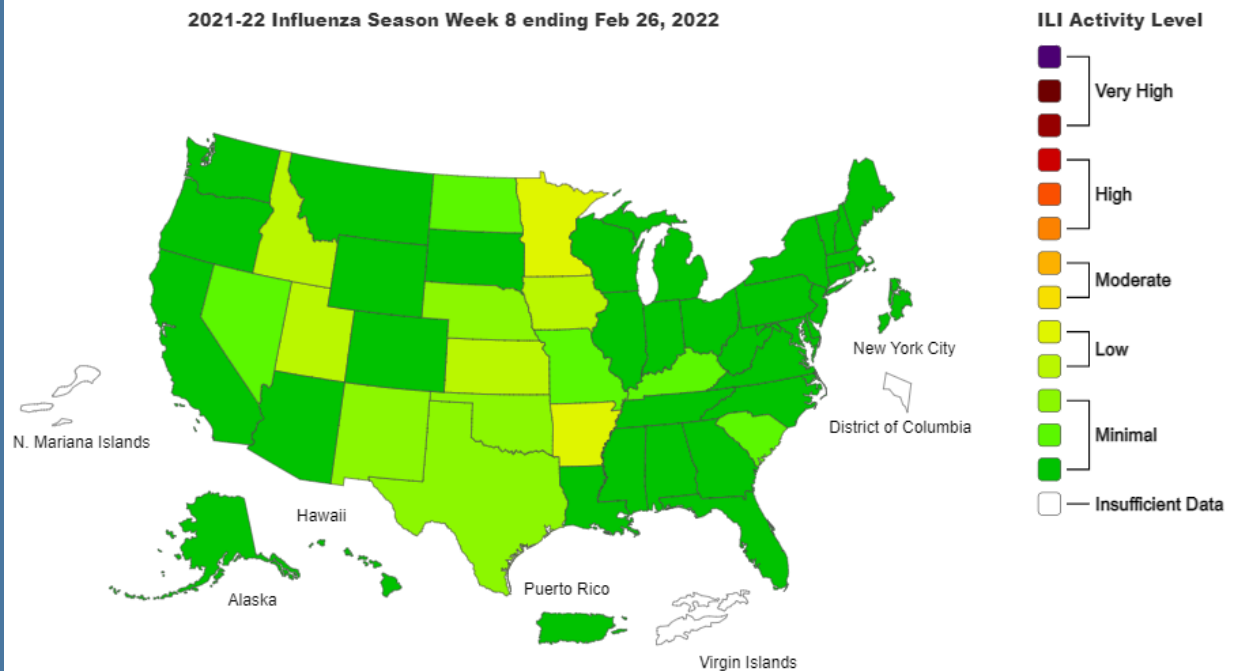
Number of ILI ER visits by county

	Last week	This week
Crook County residents	5	2
Deschutes County residents	11	3
Jefferson County residents	5	1

*Influenza-like Illness (ILI) is monitored through the ESSENCE syndromic surveillance database. This report includes visits by Crook, Deschutes, and Jefferson County residents to any ER across the state of Oregon.

Map of Influenza-like Illness Activity in the U.S.:

The map below shows influenza-like illness (ILI) by state across the U.S. This map, which is from [CDC's FluView weekly report](#), provides an overview of which areas of the country are currently experiencing high flu-like activity.



Thank you to the local labs and clinics in Crook, Deschutes, and Jefferson Counties that contributed flu test data to this report. If your lab or clinic would like to contribute data, please reach out to flu@deschutes.org.

To download a printable PDF version of this week's report, click [here](#). You can also visit our Central Oregon Flu Surveillance Website [here](#) for more information.

Did someone forward this flu report to you? Click here to sign up to receive the weekly report!

This situation update was compiled by the Crook, Deschutes, and Jefferson County Health Departments. It will be updated with state, national, and worldwide situation data and sent Fridays during the 2021-2022 flu season. If a holiday falls on a Friday, we will do our best to send this report out on the next business day.

Responses to this email address are not monitored.

If you received this e-mail but you would not like to continue receiving it, you can unsubscribe using the link below.