



2020 Crook County Health Department Mental Health Report

Crook County Health Department

375 NW Beaver St, Ste. 100

Prineville, OR 97754

541.447.5165

co.crook.or.us/health

Purpose

The purpose of this report is to understand mental health trends for Crook County residents. The report covers the number of emergency department (ED) visits for suicidal ideation, suicide attempt, and anxiety for Crook County residents from 2016 to 2020 and compares the number and rate of visits by age, gender, and location (Crook County compared to other Central Oregon counties and the state).

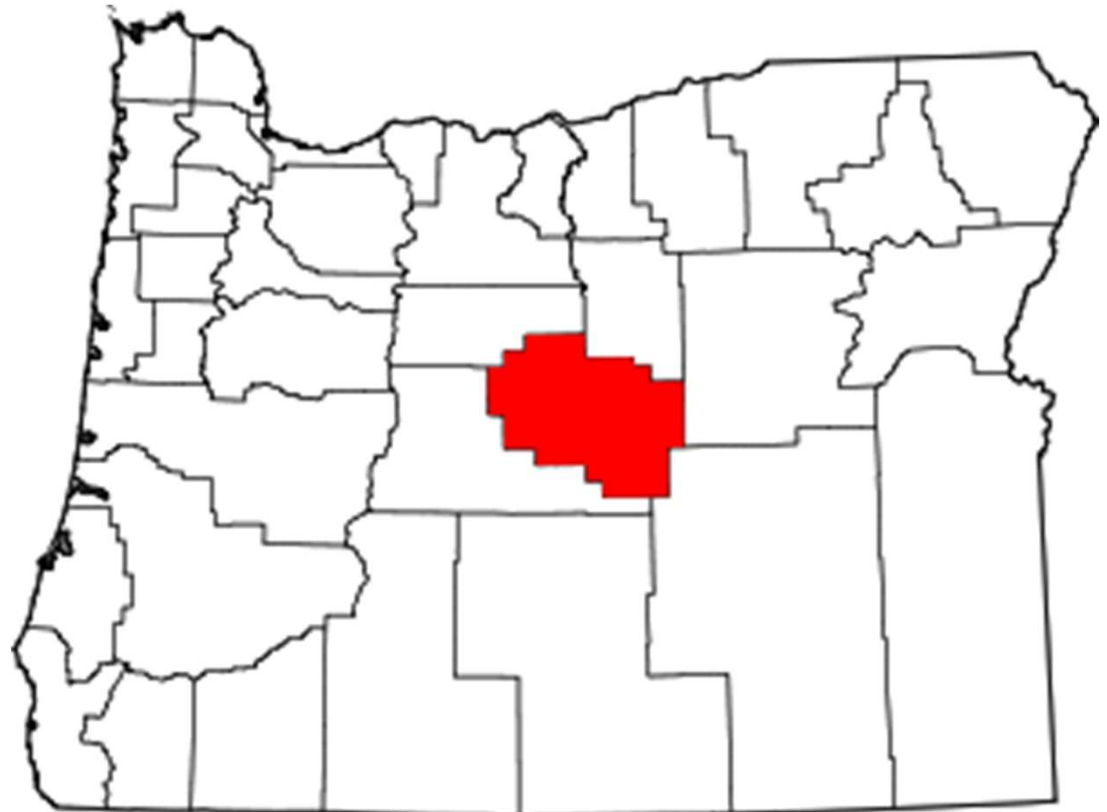
Questions concerning the 2020 Crook County Health Department Mental Health Report can be directed to Stevie Dyal at sdyal@h.co.crook.or.us

Table of Contents

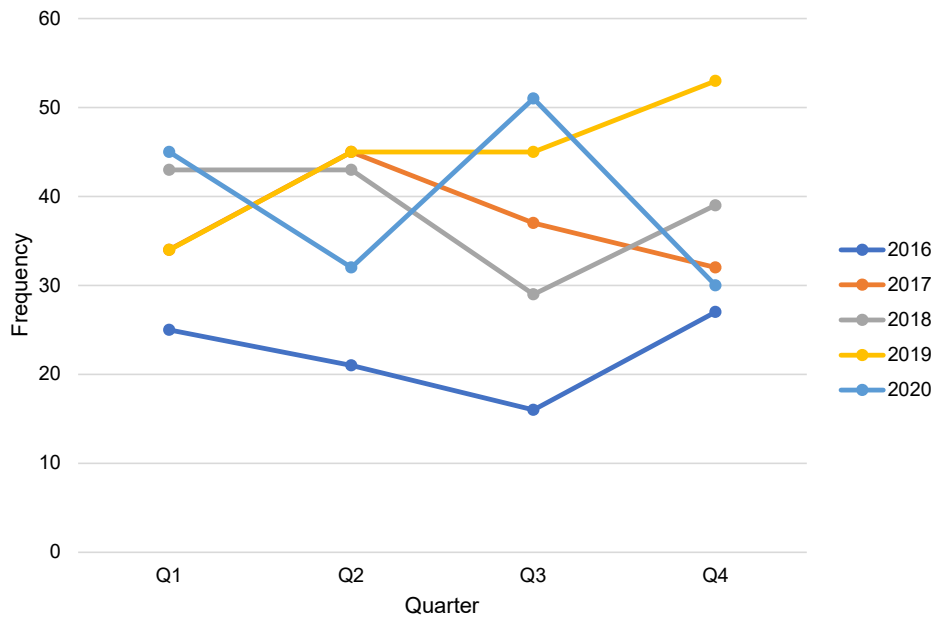
Identified Emergency Department (ED) visits for suicidal ideation.....	4-7
Identified Emergency Department (ED) visits for suicide attempt.....	8-11
Identified Emergency Department (ED) visits for anxiety.....	12-14
Data Highlight: Suicidal ideation & suicide attempt visits to the Emergency Department (ED), Crook County Adolescents....	15-17
Conclusion.....	18
Data Source and Definitions.....	19

Identified Emergency
Department (ED)
visits for **Suicidal
Ideation:**

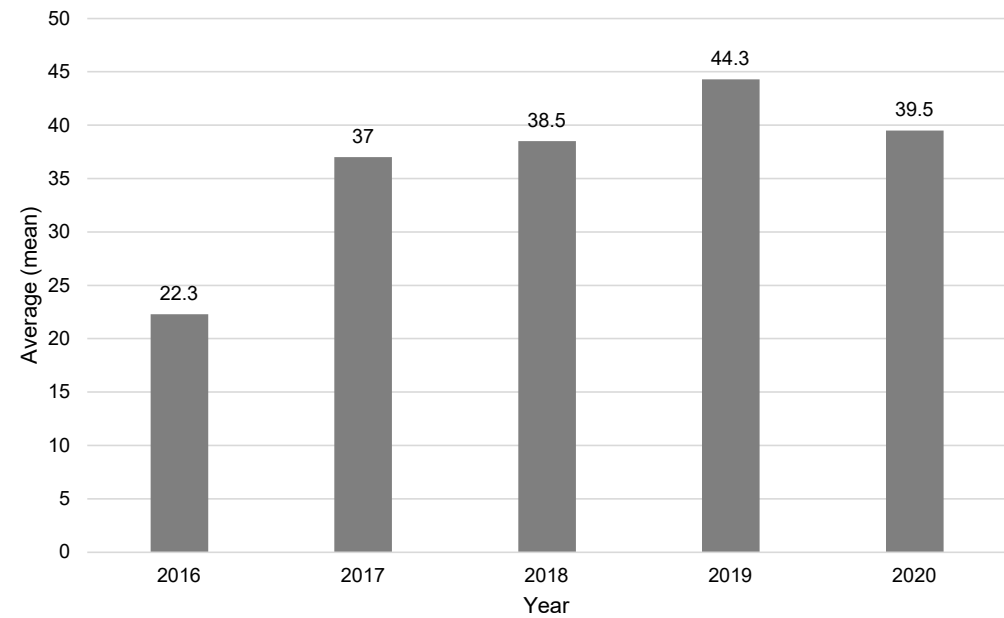
Crook County, Oregon



Number of identified ED visits for suicidal ideation by quarter, 2016-2020, Crook County residents

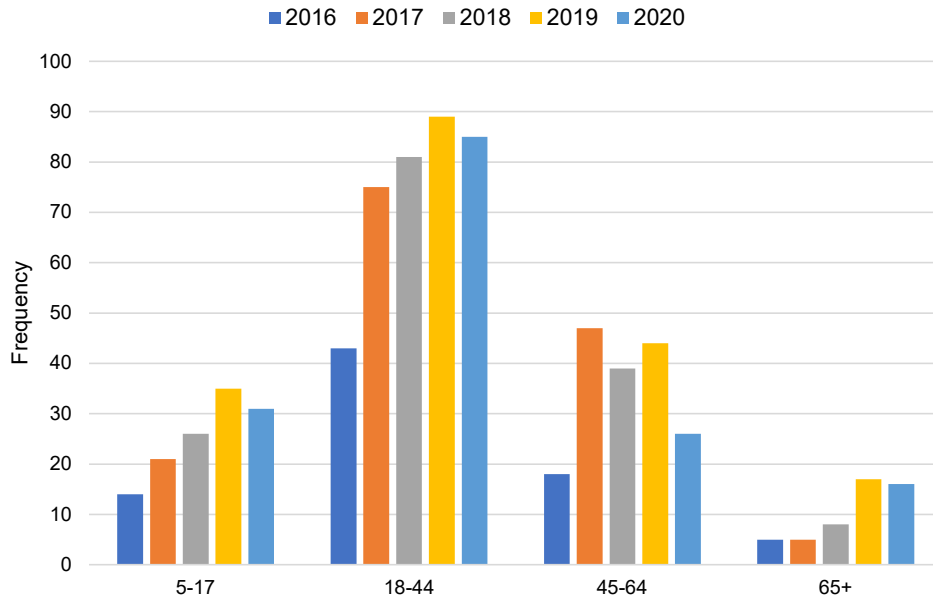


Average number of identified ED visits for suicidal ideation, 2016-2020 Crook County residents

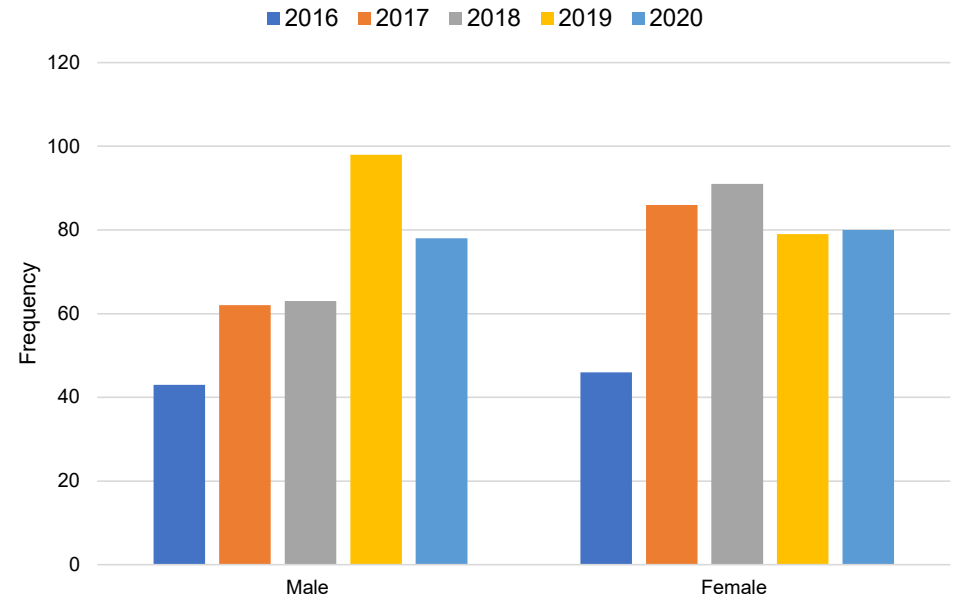


- The number of visits to the ED for suicidal ideation are higher in every quarter for 2018, 2019, and 2020 when compared to 2016.
- Quarter four observed an increase in suicidal ideation visits in 2016, 2018, and 2019, while 2020 saw a spike in SI related visits in quarter three.
- There was a decrease in the average number of suicidal ideation visits from 2019 to 2020.

Number of identified ED visits for suicidal ideation annually by age, 2016-2020, Crook County residents

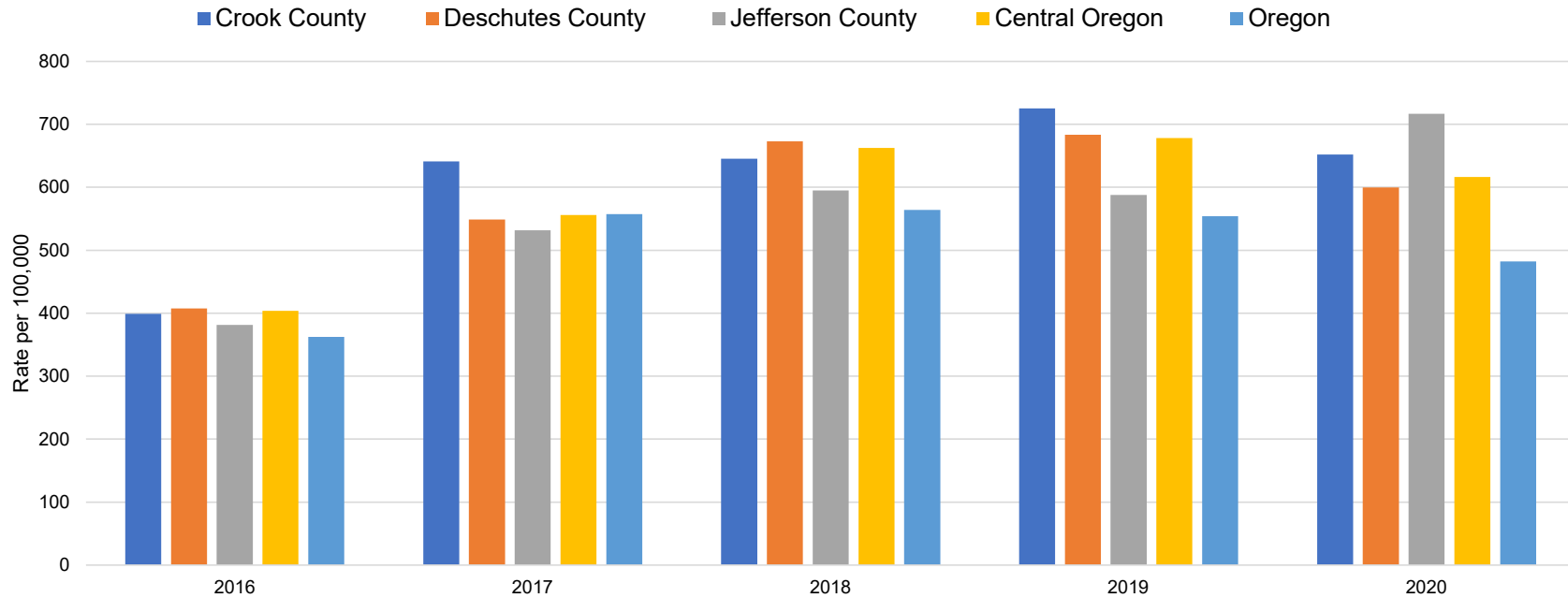


Number of identified ED visits for suicidal ideation annually by sex, 2016-2020, Crook County residents



- For those 5-44, the number of suicidal ideation visits to the ED have increase every year with a slight decrease from 2019 to 2020
- In 2019, males saw the highest number of visits for suicidal ideation, with a total of 98 visits in 2019 compared to 78 visits in 2020.
- Suicidal ideation visits among females have remained more consistent from 2017 to 2020 when compared to males.
- Only male and female identifying genders were included because the number of visits for those who identify as nonbinary are too small to report

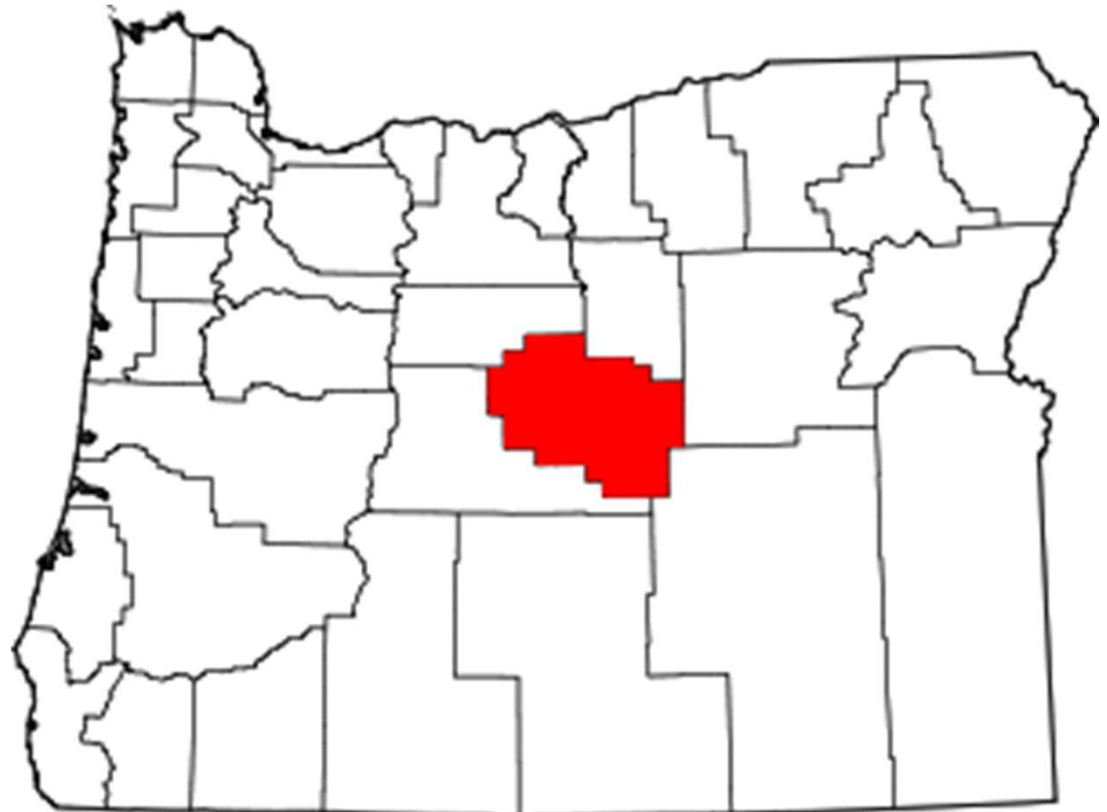
Rate of identified ED visits for suicidal ideation among Crook, Deschutes, and Jefferson County residence compared to Central Oregon Region and Oregon residence, 2016-2020



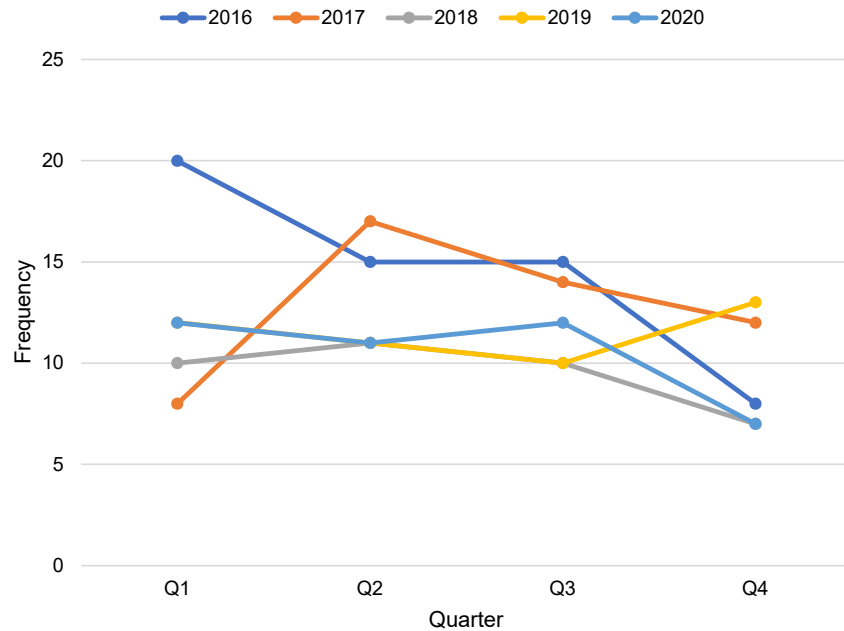
- The state of Oregon and Central Oregon region have all observed an increase in the rate of identified ED visits for SI from 2016 to 2020. They have also both seen a decrease in rates in 2020 when compared to 2019.
- Jefferson County had a greater burden of SI visits in 2020, with a higher rate of SI visits than the state and Central Oregon counties.
- Both Deschutes and Crook Counties had higher rates of SI visits to the ED than the state.

Identified Emergency
Department (ED)
visits for **Suicide
Attempt:**

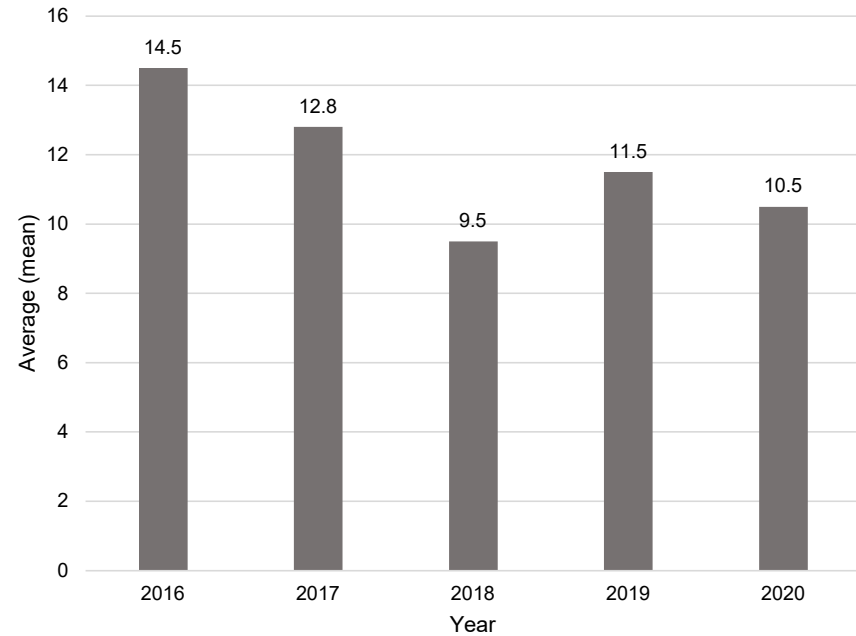
Crook County, Oregon



Number of identified ED visits for suicide attempt by quarter, 2016-2020, Crook County residents

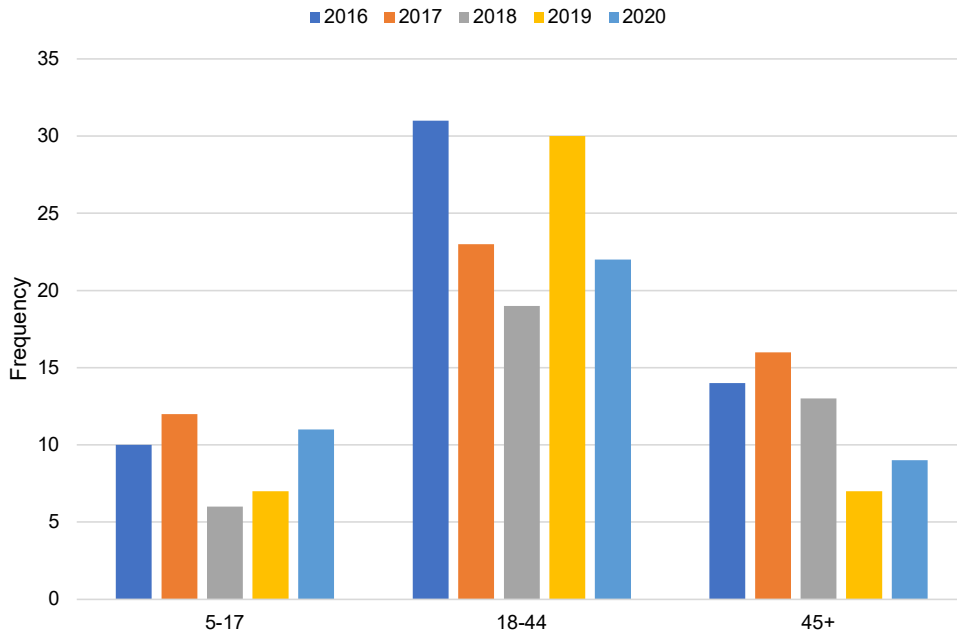


Average number of identified ED visits for suicide attempt, 2016-2020 Crook County residence

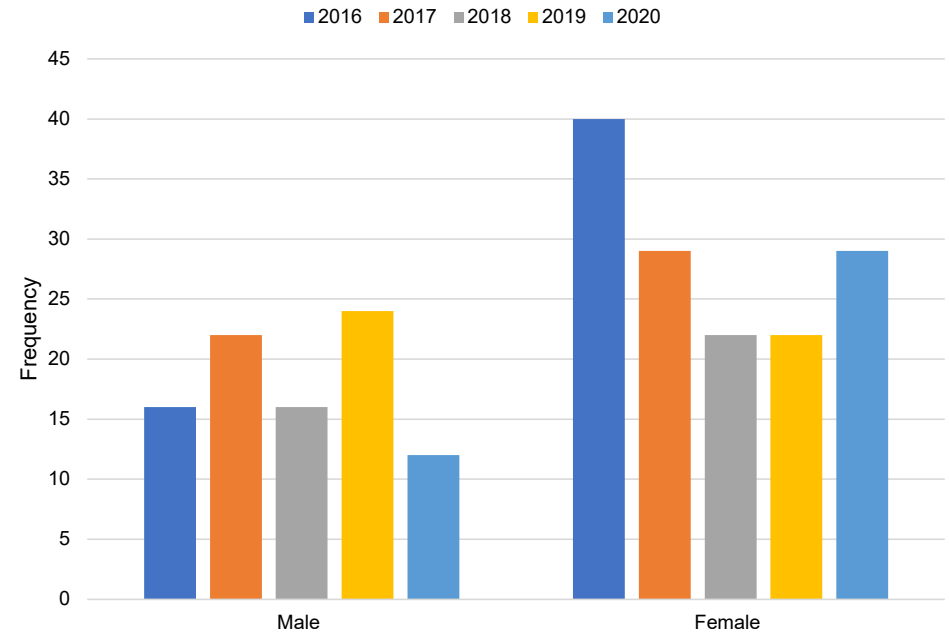


- The number of suicide attempts were lower in 2020 every quarter when compared to 2019.
- Unlike the suicidal ideation averages, the average number of identified ED visits for suicide attempt have **decreased** since 2016.
- The average number of suicide attempt visits was lower in 2020 when compared to 2019.

Number of identified ED visits for suicide attempt annually by age, 2016-2020, Crook County residents

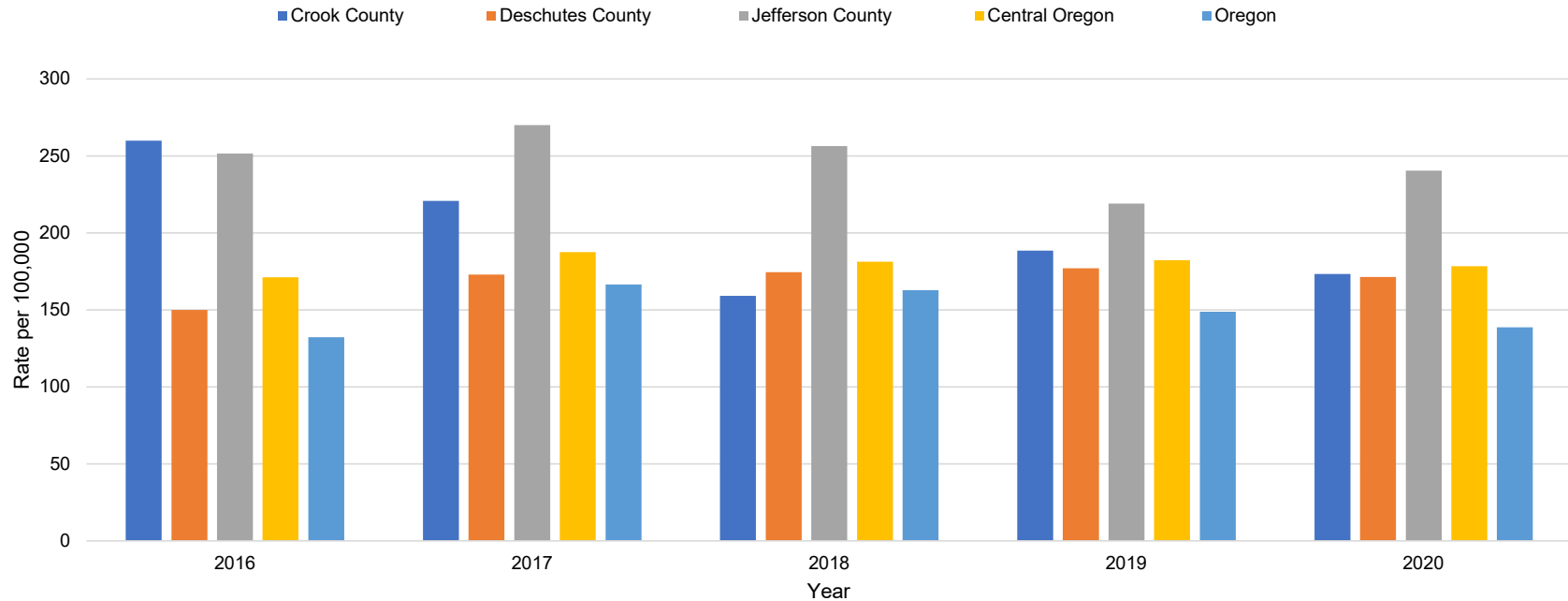


Number of identified ED visits for suicide attempt annually by sex, 2016-2020, Crook County residents



- In Crook County, those 5-17 and 45 and older had a higher number of ED visits for suicide attempt in 2020 than 2019, while those ages 18-44 saw a decrease in the number of visits for suicide attempt
- Males visibly saw a decrease in the number of suicide attempt visits from 2019 to 2020, but females observed an increase in the number of visits
- Only male and female identifying genders were included because the number of visits for those who identify as nonbinary are too small to report

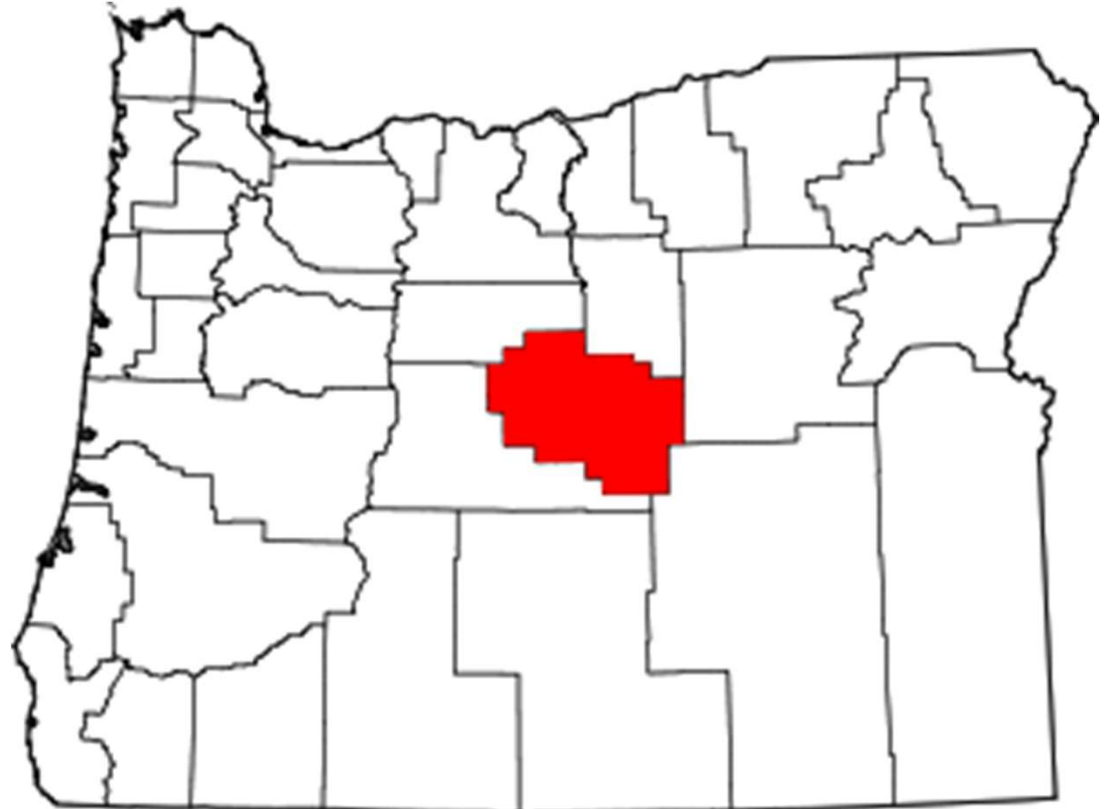
Rate of identified ED visits for suicide attempt among Crook, Deschutes, and Jefferson County residence compared to Central Oregon Region and Oregon residence, 2016-2020



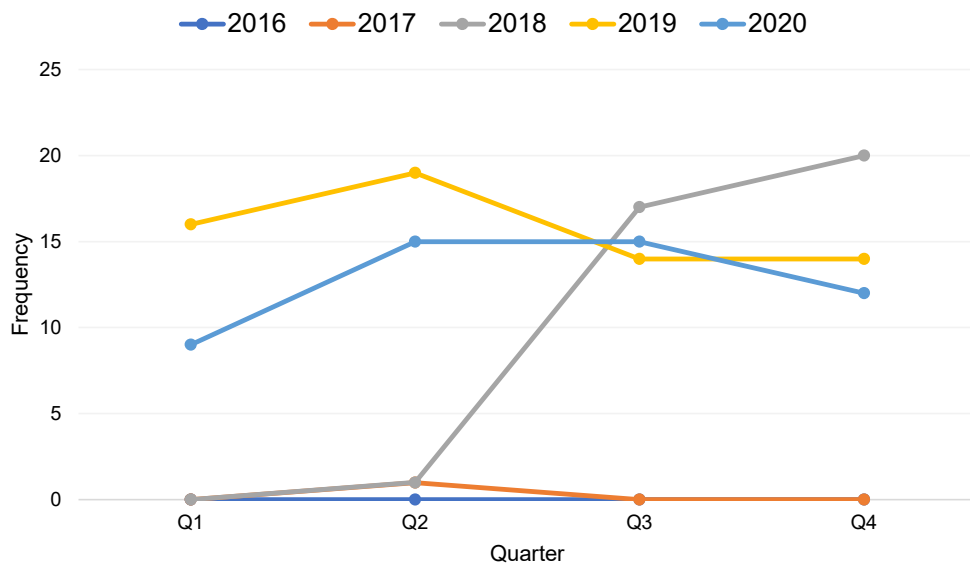
- Central Oregon has consistently had higher rates of suicide attempt visits to the ED when compared to Oregon from 2016 to 2020.
- Unlike Crook County, Deschutes and Jefferson Counties rates have not observed a visible decrease since 2016.
- Jefferson county has higher rates of suicide attempt visits to the ED than Central Oregon and the state from 2016 to 2020.

Identified Emergency
Department (ED)
visits for **Anxiety:**

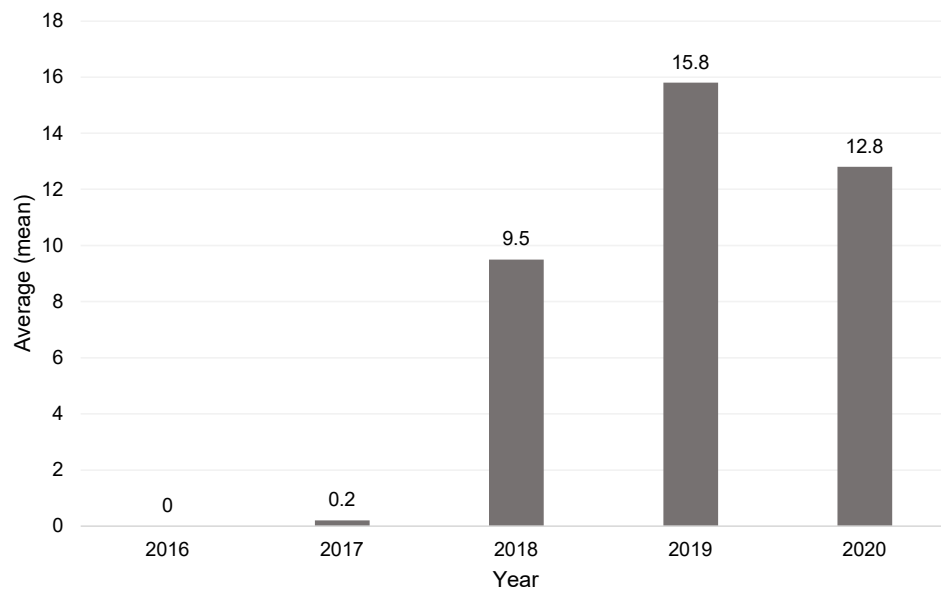
Crook County, Oregon



Number of identified ED visits for anxiety by quarter, 2016-2020, Crook County residents

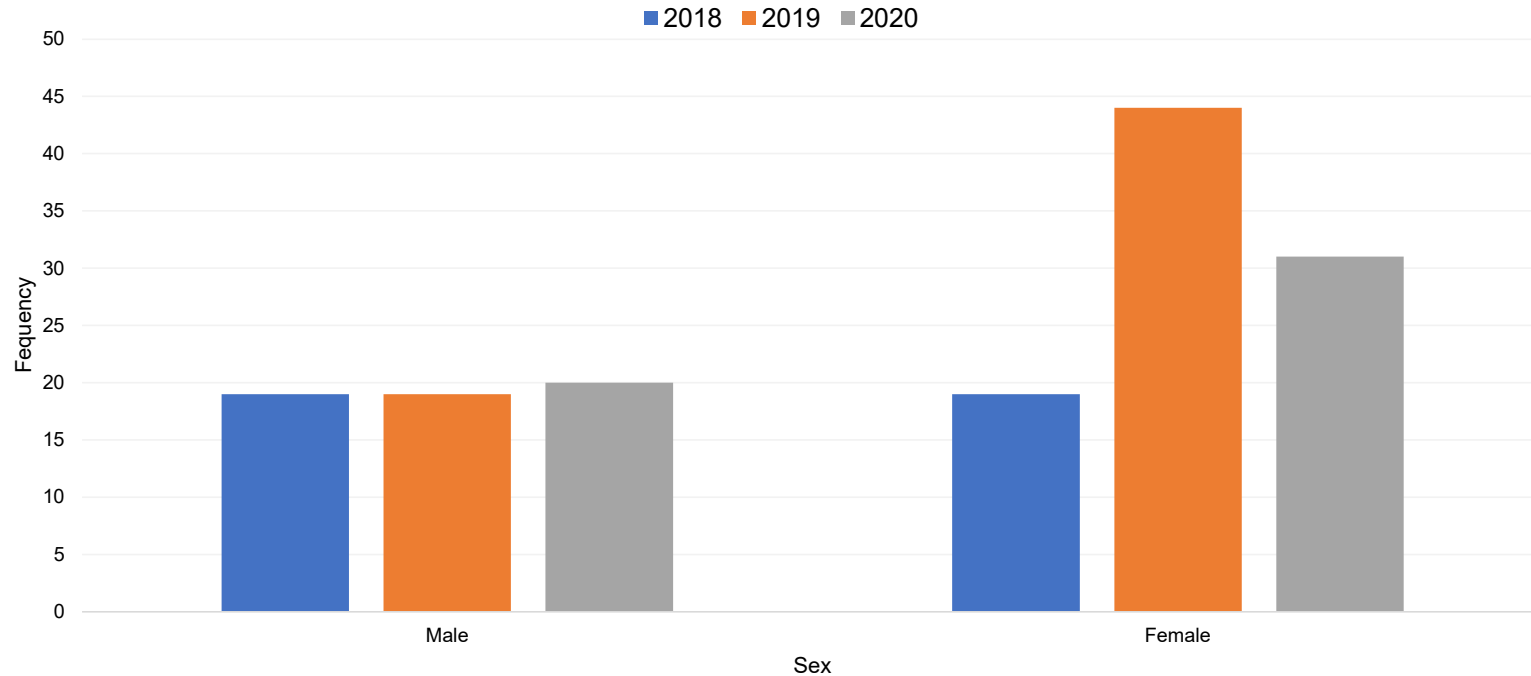


Average annual number of identified ED visits for anxiety, 2016-2020 Crook County residents



- Anxiety visits to the ED were almost non-existent in 2016 and 2017, with a sharp increase from 2018 to 2020.
- Visits in 2019 were higher in every quarter – except quarter 3 – when compared to 2020.
- The average number of visits decreased slightly from 2019 to 2020

Number of identified ED visits for anxiety annually by sex, 2018-2020, Crook County residents



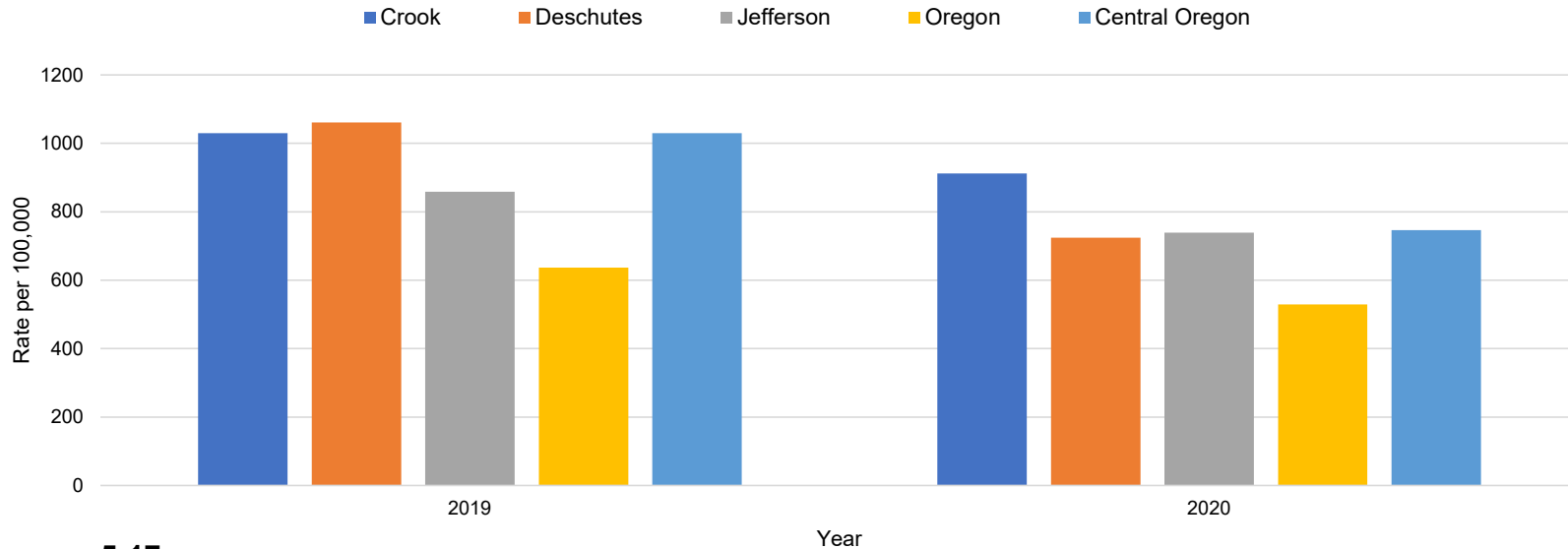
- From 2018 to 2019, males had a consistent number of visits to the ED for anxiety
- Females visibly had a higher number of anxiety related visits to the ED when compared to males, with a spike in visits from 2018 to 2019, and another decrease in 2020.
- Only male and female identifying genders were included because the number of visits for those who identify as nonbinary are too small to report

Data Highlight: Suicidal Ideation & Suicide Attempt visits to the Emergency Department

**Crook County Adolescents:
5 to 17-year-olds**

Adolescent mental health has been a concern as COVID-19 restriction have increased isolation and closed schools. The next section will focus on identified suicidal ideation and suicide attempt visits among 5-17-year- older Crook County residents

Rate per 100,000 population of identified ED visits for **suicidal ideation** among Crook, Deschutes, and Jefferson County residence age 5-17 compared to the Central Oregon Region and Oregon, ages 5-17, 2019-2020



Suicidal Ideation, ages 5-17

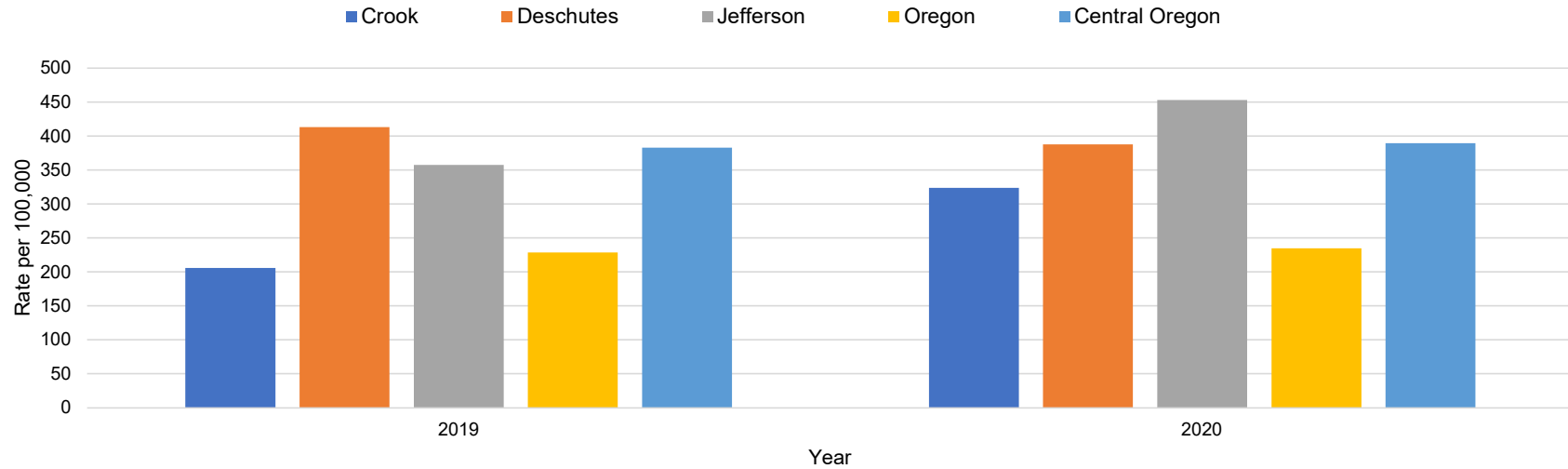
Central Oregon

- From 2019 to 2020 there was a 31.9% decrease in the rate of suicidal ideation visits in Central Oregon, but the rate of visits in Central Oregon in 2020 was 34.2% higher than the state.

Crook County

- Crook County, who had the highest rate of suicidal ideation visits among those 5-17 in 2020 compared to other Central Oregon and the state, had a 12.1% decrease in rates from 2019 to 2020
- Although Crook County's 5-17 suicidal ideation rate was lower in 2020, their rate was **19.9% higher than Central Oregon** and **53.2% higher than the state** in 2020.

Rate per 100,000 population of identified ED visits for **suicide attempt** among Crook, Deschutes, and Jefferson County residence age 5-17 compared to the Central Oregon Region and Oregon, ages 5-17, 2019-2020



Suicide Attempt, ages 5-17

Central Oregon

- From 2019 to 2020 Central Oregon's suicide attempt visits to the ED were relatively the same with a 1.7% increase in 2020. The rate of visits for Central Oregon was 49.6% higher than the state's 5 to 17-year-old rate.

Crook County

- Unlike suicidal ideation rates, Crook County saw an increase in the rate of suicide attempt visits to the ED in 2020 among ages 5-17 (44.5% increase).
- Crook also had a higher rate of visits than the state (31.9% higher) but a lower 2020 rate when compared to Deschutes and Jefferson counties; however, unlike other Central Oregon counties, Crook County had higher increase in their suicide attempt rate for ages 5-17 when comparing 2019 to 2020.

Conclusion: Key takeaways

The average number of quarterly suicidal ideation and suicide attempt visits decreased in 2020 when compared to 2019.

Unlike suicidal ideation visits, suicide attempt visits had a decreasing trend in the average number of quarterly visit from 2016 to 2020; however, the number of identified suicide attempt visits increased in 2020 for ages 5-17 and 45 and older. Females also had a decreasing trend in suicide attempt visits from 2016 to 2019 but had an increase in the number of identified suicide attempt visits in 2020.

There were few anxiety related visits in 2016 and 2017 for Crook County residents. More visits started to appear in 2018, with 2019 having the highest average number of identified quarterly visits for anxiety. Female visits for anxiety were also much higher when compared to male visits in both 2019 and 2020.

Crook County had a decrease in the rate per 100,000 suicidal ideation visits from 2019 to 2020, but their 2020 rate was higher than Central Oregon and the state.

Crook County had the lowest rate per 100,000 suicide attempt visits in 2020, but the rate from 2019 to 2020 increased by 44.5% where other Central Oregon counties and the state did not have a major change in suicide attempt rates.

Data Source and Definitions:

The data in this report comes from the [Oregon ESSENCE](#) (Electronic Surveillance System for the Early Notification of Community-Based Epidemics) syndrome surveillance system. The system provides real-time data for public health and hospitals to monitor what is happening in emergency departments across the state before, during and after a public health emergency.

The data covers the number of visits reported from 2016 to 2020 for suicidal ideation, suicide attempts, and anxiety.

Definitions

Suicidal ideation: Created by partners in the CDCs National Center for Injury Prevention to support states and jurisdictions to query visits related to suicidal ideation, or thoughts or plans of engaging in suicide-related behavior.

Suicide attempt: Created by partners in the CDCs National Center for Injury Prevention to support states and jurisdictions to query visits related to a suicide attempt, or self-directed and potentially injurious behavior with any intent to die as a result of the behavior.

Anxiety: If any of the following are listed in the chief complaint or discharge diagnosis: anxiety, angry, anxious, anxiety attack, edgy, desperate, difficult to console, emotional distress, emotional problem, emotionally disturbed, emotionally upset, falling apart, fear, grief, sad, sadness, stress, or stressed,