
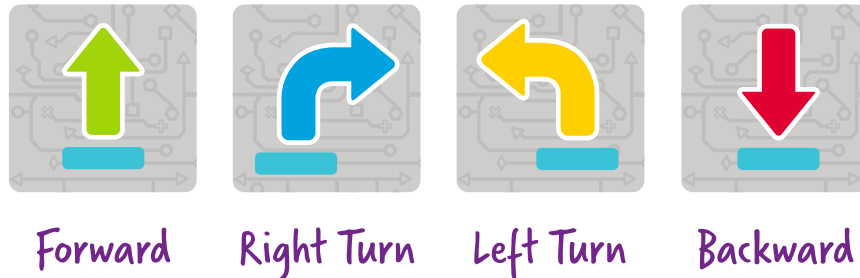


Coding with Botley Printables Activity



Discover even more coding fun with these free printable coding challenges from Botley™ the Coding Robot! With the help of an adult, cut out the coding cards from page 6. Then, use the coding cards to help Botley move through the maze from start to finish without running into objects along the way.



Forward



Right Turn

Left Turn

Backward

You can also create your own maze! Using the board and pieces from pages 7 and 8, build your own maze, then create the code to solve it.

Adults: share your little coder's mazes with Learning Resources on social media with **#botley**.


Remember: Botley can only move one square at a time either using the forward or backward cards. So if you want to move Botley to a square to the right use a  to make Botley face that way and then a  to move into that square. See the example below!

Example:


To get Botley to the finish flag you will use the following coding cards:



Beginning Coding with Botley!



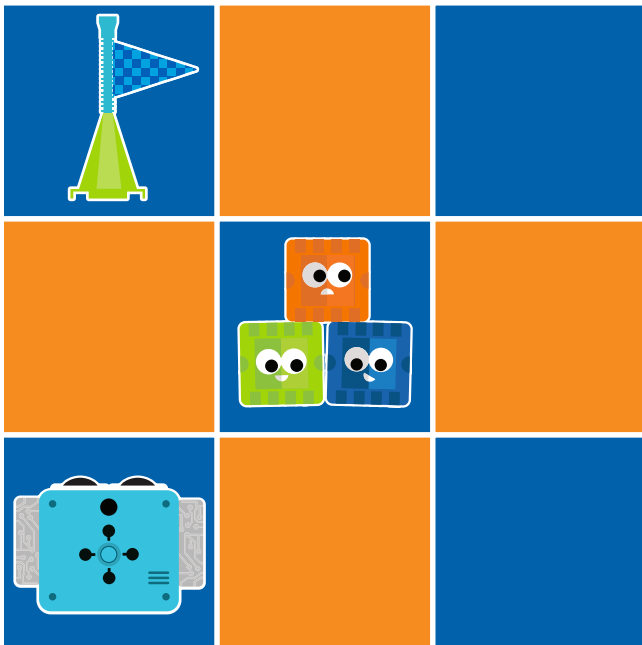
Legend:



Use the coding cards to help get Botley from start to finish. But be careful not to run into the obstacles along the way!


Maze 1

Objective: Get Botley from start to finish by using **TWO** coding cards.




Maze 2

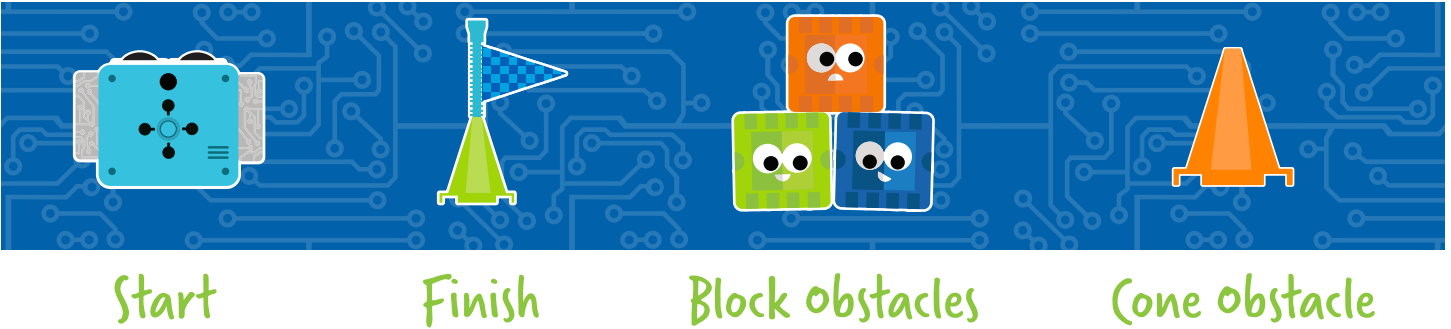
Objective: Get Botley from start to finish by using **FOUR** coding cards.



Intermediate Coding with Botley!



Legend:




Use the coding cards to help get Botley from start to finish. But be careful not to run into the obstacles along the way!

Maze 3

Objective: Get Botley from start to finish by using **THREE** coding cards. (**Hint:** Code Botley to turn around)

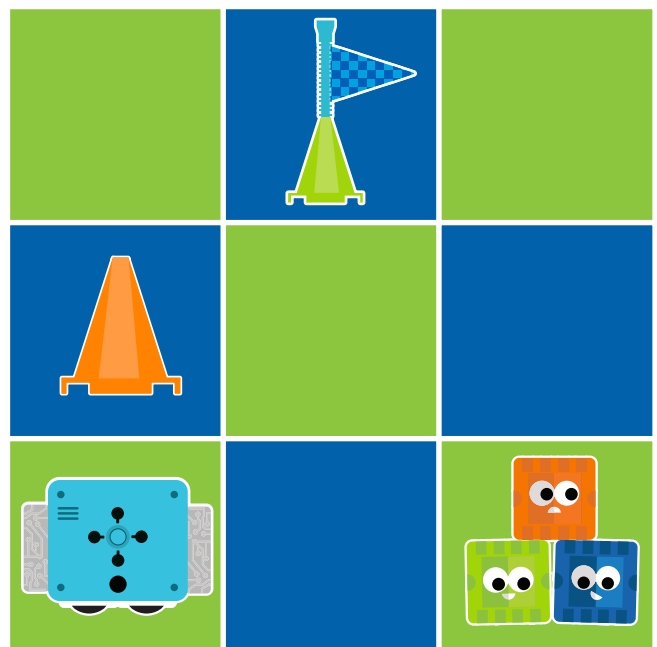
Bonus: Now can you solve by using only **ONE** coding card?




Maze 4

Objective: Get Botley from start to finish by using **FIVE** coding cards.


(**Hint:** Code Botley to turn around)



Advanced Coding with Botley!




Legend:



Use the coding cards to help get Botley from start to finish. But be careful not to run into the obstacles along the way!

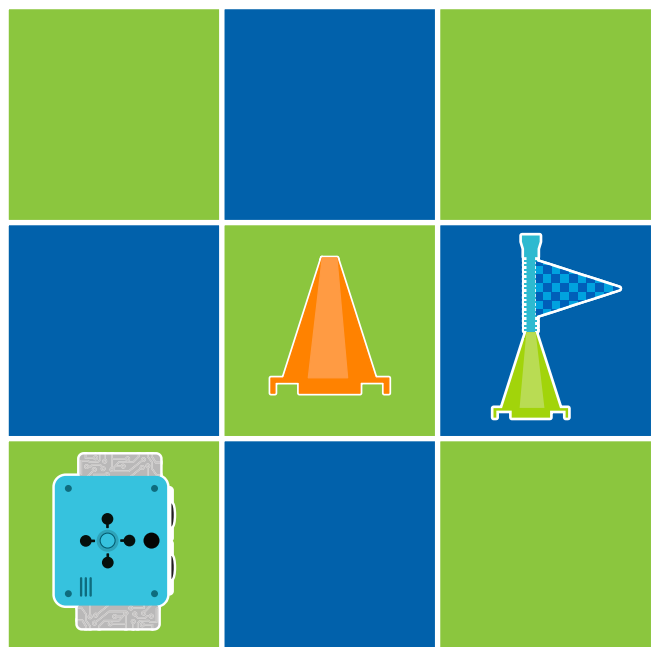
Maze 5

Objective: Get Botley from start to finish by using **SIX** coding cards.




Maze 6


Objective: Get Botley from start to finish by using **EIGHT** coding cards.



Expert Coding with Botley!



Legend:




Use the coding cards to help get Botley from start to finish. But be careful not to run into the obstacles along the way!

Maze 7

Objective: Get Botley from start to finish by using **TEN** coding cards.


Bonus: Now, try solving this maze using **TWO** coding cards.



Maze 8


Objective: Get Botley from start to finish by using **TEN** coding cards.

(Hint: Code Botley to turn around)




Coding with Botley!

Coding Cards




With the help of an adult, cut out the coding cards to help you navigate through the mazes!




Coding with Botley!

Create your own maze!




Using the pieces from page 8, build your own maze and create the code to solve it. Share your custom maze and code on social media with Learning Resources using **#botley**.

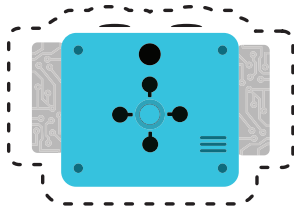


Coding with Botley!

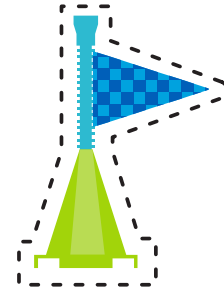
Create your own maze!



With the help of an adult, cut out the pieces and use them to create and code your own maze on page 7!

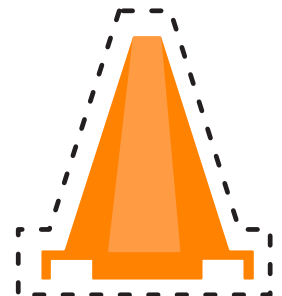
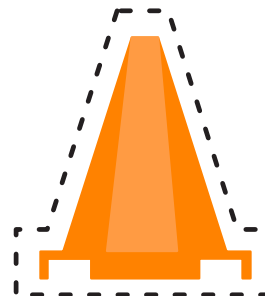
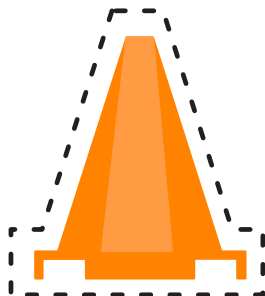
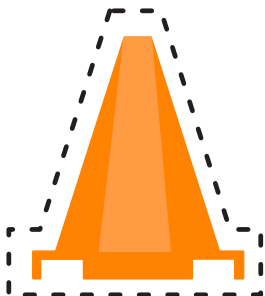






Botley




Finish Flag

obstacles

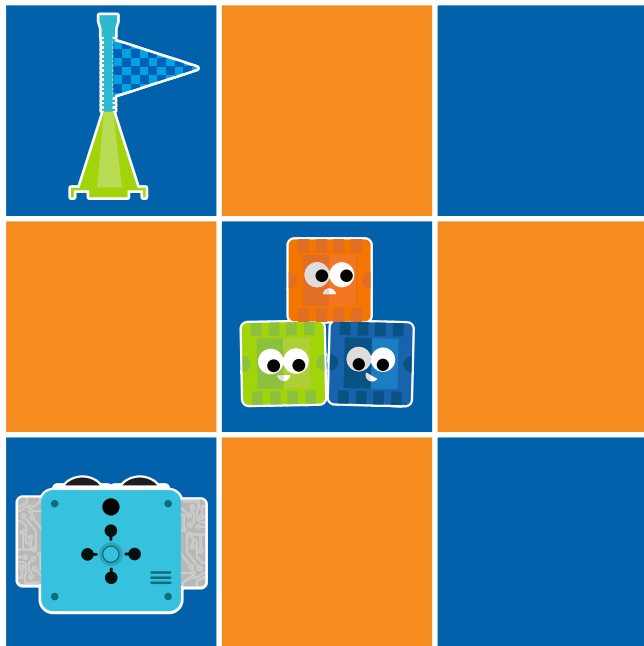


Beginning Coding with Botley! Answer Sheet



Maze 1

Objective: Get Botley from start to finish by using **TWO** coding cards.

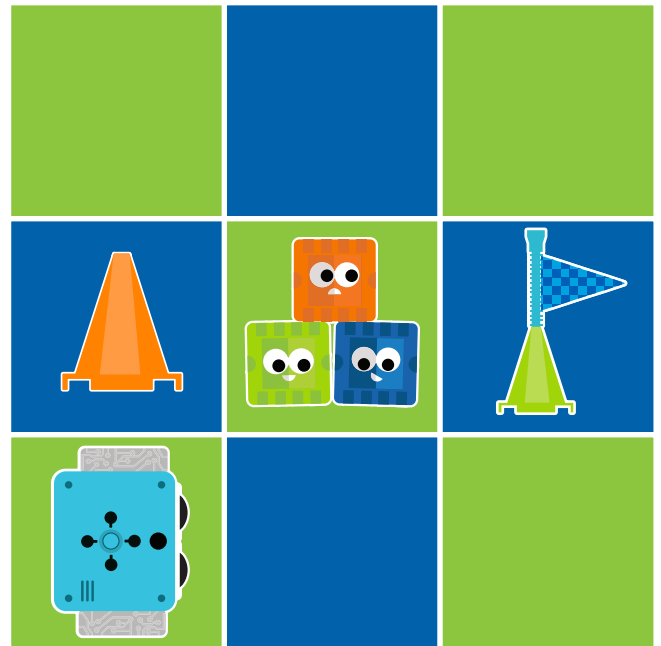


Correct Coding Sequence:



Maze 2


Objective: Get Botley from start to finish by using **FOUR** coding cards.



Correct Coding Sequence:




Intermediate Coding with Botley! Answer Sheet



Maze 3

Objective: Get Botley from start to finish by using **THREE** coding cards. (Hint: Code Botley to turn around)

Bonus: Now can you solve by using only **ONE** coding card?



Correct Coding Sequence:



or:



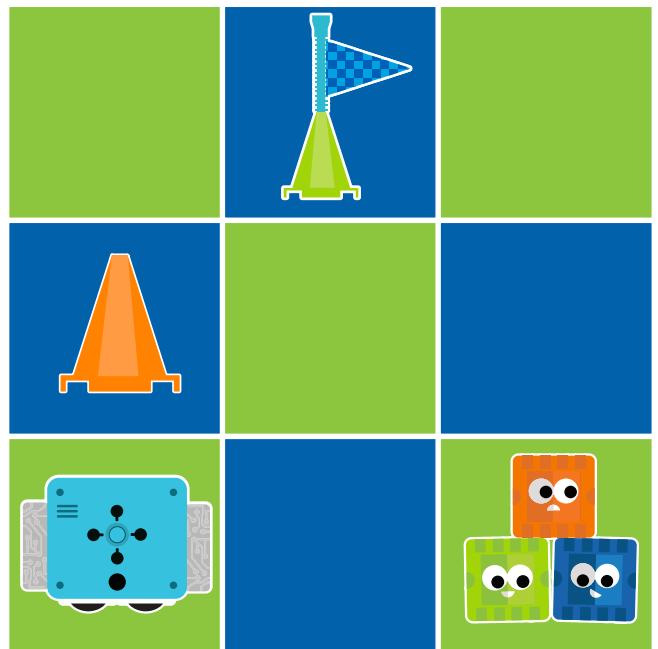
Bonus:



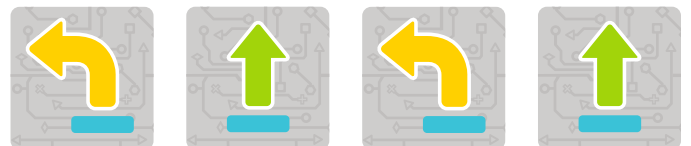
Maze 4

Objective: Get Botley from start to finish by using **FIVE** coding cards.


(Hint: Code Botley to turn around)



Correct Coding Sequence:




Advanced Coding with Botley! Answer Sheet




Maze 5

Objective: Get Botley from start to finish by using **SIX** coding cards.

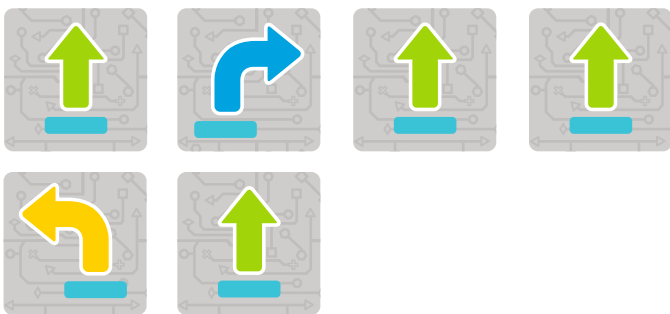


Maze 6

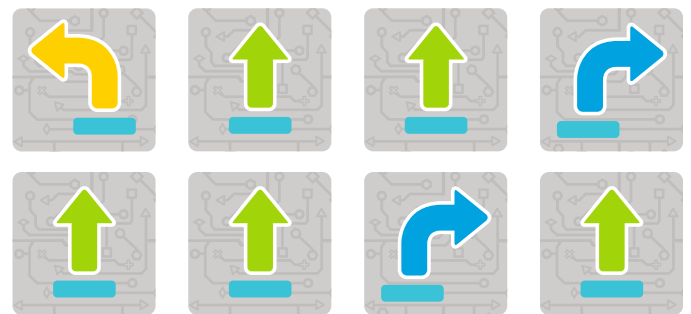
Objective: Get Botley from start to finish by using **EIGHT** coding cards.




Correct Coding Sequence:



Correct Coding Sequence:




Expert Coding with Botley! Answer Sheet



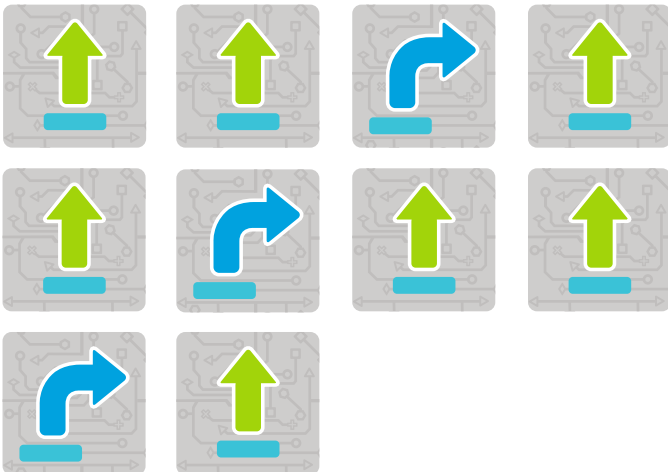
Maze 7

Objective: Get Botley from start to finish by using **TEN** coding cards.

Bonus: Now, try solving this maze using **TWO** coding cards.



Correct Coding Sequence:




Bonus:



Maze 8

Objective: Get Botley from start to finish by using **TEN** coding cards.

(Hint: Code Botley to turn around)



Correct Coding Sequence:

